

The LYNX



The Lynx is the alternative choice for those that desire a different look to compliment their performance. A relative to the Thunder model but a different front end configuration without the front bumper protection. It is made of 6061 T6 aluminum tubing which allows us to manufacture a lightweight solid customized structure. It comes with your choice of a removable or rigid 5th wheel assembly. Also you have the choice of front end wing protectors or none if desired. If you are looking for a quick, agile and responsive chair that can perform with you at every move: The LYNX.



Adjustable Side Wheel Clearance Insert



Standard Features

- ~Custom Fit to User's Needs
- ~Rigid 5th Wheel
- ~Adjustable Chair Center of Gravity
- ~Light Weight 18 lbs. Avg.
- ~6061-T6 Aluminum Alloy Frame
- ~2+Cushion
- ~72mm Front Casters
- ~Powder Coated Frame
- ~3yr. Warranty on Frame

Optional Features

- ~SPOX Spinerge Wheels
- ~Spoke Guards
- ~Special Colors
- ~Wheel Sizes (700c, 26+, etc.)
- ~5th Wheel (Removable)
- ~Extra Camber Inserts (0-20°)
- ~Snap in Click Strap



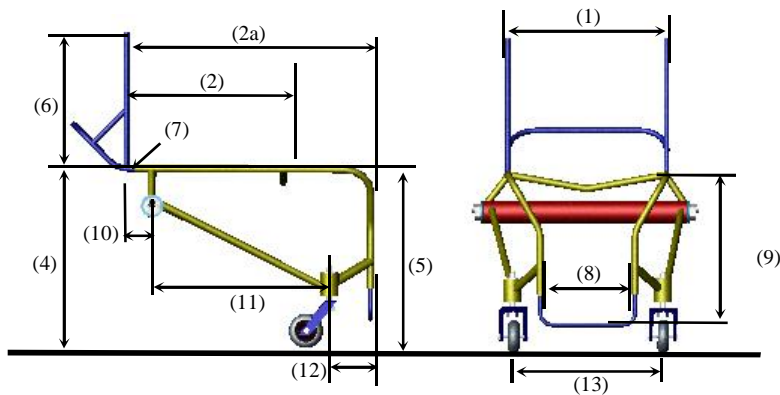
Optional

Removable 5th Wheel

or


Rigid 5th Wheel

The LYNX



Standard Measurements (with Ranges)

1) Seat Width	15+	(12+20+)
2) Seat Depth	15+	(12+20+)
3) Tapered Front End	Y ⁺	(Y Style)
4) Rear Seat Height	17+	(14+21+)
5) Front Seat Height	19+	(14+21+)
6) Back Height	10+	(10"-16")
7) Back Angle	0°	(0,3,5°)
8) Foot Width	9+	(6+14+)
9) Lower Leg Length	17+	(10+23+)
10) Back Rest to Axle	4+	(0+6+)
11) Caster to Axle	17+	(15+19+)
12) Caster to Foot Plate	5 3/4+	(5 3/4+)
13) Caster Distance	15+	(13+22+)
14) Side Wheel Clearance	1+	(1/2-2+)
15) Camber Angle	15°	(12°-20°)




Spinerge Wheels Available with 6 tab or 12 tab Handrims

Rear Wheels

- "27 x 1 (23-700)
- "26 x 1 (23-590)
- "25 x 1 (23-559)
- "24 x 1 (23-540)

Frame Color Options



Per4max Medical, LLC

612 N. Great Southwest Pkwy
Arlington, Texas 76011
Phone (972) 641-6773
Fax (817) 701-1786